



How to access resources in OneSource

1. Login to OneSource from the bcbsm.com agent portal. Click on the orange “Login” button under Group.

Agent Secured Services > Home

Blue Cross®
Physician Choice
PPO NEW

Learn more >

Group

Access to Blue Cross OneSource, the group business agent community. Here you can:

- View your group book of business.
- Submit Support Requests for inquiries related to your group business.

Login ▶

Use the following other applications:

- 🔗 Book of Business
- 🔗 Blue eSolutions (Quoting) 🚩
- 🔗 eBookshelf (Renewal Package)

Individual

Access Individual Business Agent Community for all your individual business needs. Here you can:

- View your individual book of business
- Quote & Enroll in individual plans and view past applications
- Submit escalated servicing requests through 'cases'
- Take training

Login ▶

Additional Information

2. On the right side of the screen there is a tab, “? Instant Guidance.” Click on this and a pop-up window will open.

ACTIONS:

- Launch New Business Quote ?
- Launch New Support Request

? Instant Guidance

Blue Cross Blue Shield of Michigan

How can we help you?

? Help
✓ Things to do

Agent Resources >

New Business >

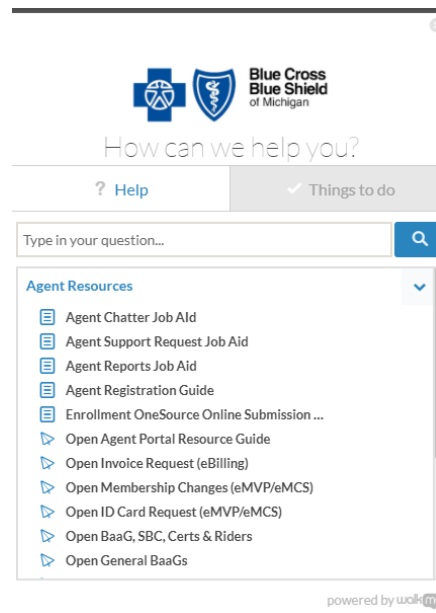
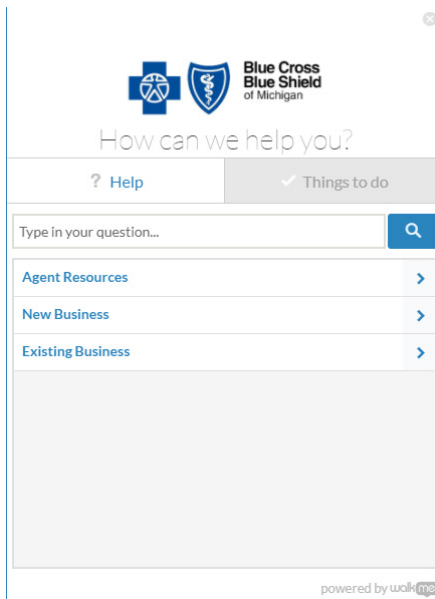
Existing Business >

powered by walkme

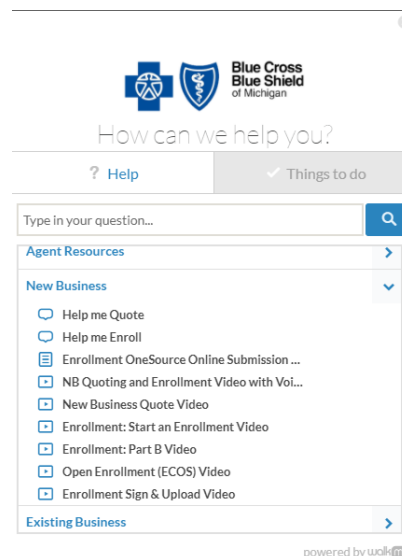



How to access resources in OneSource

3. The “Agent Resources” tab provides job aids, resource guides and quick links to open requests.



4. The “New Business” tab offers a selection of videos that walk through the quoting and enrolling process.





How to access resources in OneSource

3. The “Existing Business” tab offers a selection of videos and documents that provide step-by-step instructions for group-wide changes and maintenance changes.

